

# HOW TO MEASURE A BLADE

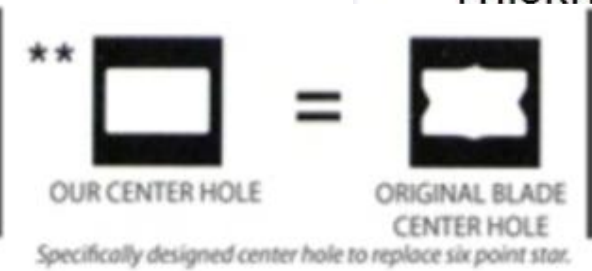
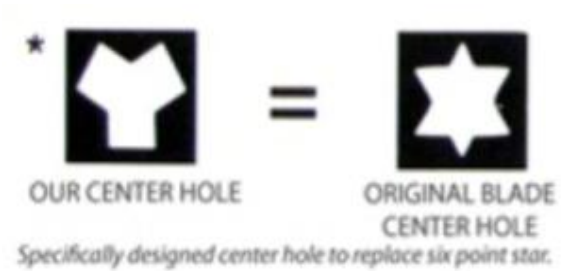

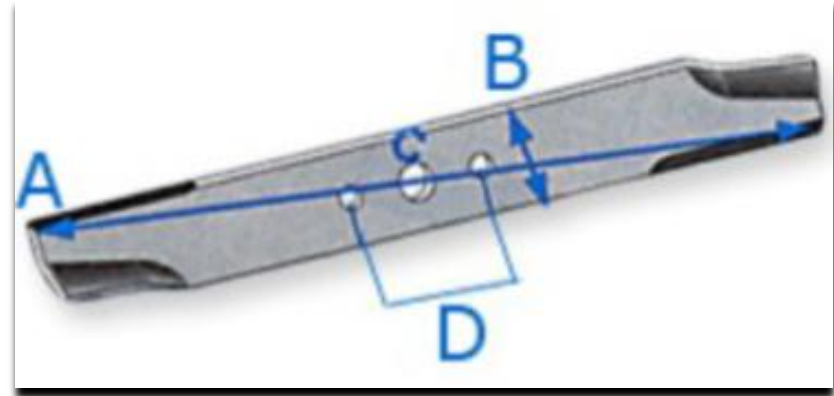
**A** Measure you blade diagonally from the cutting tip.  
(measure mulching blades on the back to ensure a straight line)

**B** Measure the width at the widest part of the blade.

**C** Measure the center hole Diameter.

**D** Measure the center to center distance between the outer holes and the diameter.

**E** Measure the thickness of the blade.



**Vertical Drop (Sometimes referred to as offset):** If you set the blade on a table this is the distance the center of the blade is above the table top (if any) when the cutting edges are flat on the table



**Air Lift:** Air lift is the distance the lift panel rises above the cutting edge.

